









5 - 1xMJ
 Race 137

RESULTS
 jedynka juniorów
 20.10.2024 | 15:05

Final - F3C
 Series: 4

| Place | Lane | Team | 500 m | 1000 m | 1500 m | Finish | Qual |
|---|------|---|----------------------------|----------------------------|----------------------------|-------------------------------|----------------------------|
| 1 | 6 |  PTW Płock KOWALSKI Maksymilian 08 (11274) | 02:12,29 (3) + 00:01,65 | 04:32,31 (2) + 00:01,42 | 06:52,88 (1) + 00:00,00 | 09:06,70 + 00:00,00 | 500m: 02:13,81 |
| KAROLAK JACEK (24T) | | | | | | | |
| 2 | 5 |  AZS AWF Poznań POŁĄCZARZ Aleksander 08 (11213) | 02:10,64 (1) + 00:00,00 | 04:30,88 (1) + 00:00,00 | 06:53,15 (2) + 00:00,26 | 09:11,28 + 00:04,57 | 500m: 02:18,12 |
| MIKOŁAJCZAK SZYMON (253T) | | | | | | | |
| 3 | 7 |  Drakkar Gdańsk MATCZAK Maksym 07 (11216) | 02:14,19 (6) + 00:03,55 | 04:33,94 (3) + 00:03,06 | 07:00,72 (4) + 00:07,83 | 09:15,14 + 00:08,43 | 500m: 02:14,41 |
| BYKOWSKI TOMASZ (53T) SOBCZAK ADAM (216T) | | | | | | | |
| 4 | 8 |  Lotto Bydgoscia WNUK Mateusz 07 (11744) | 02:12,37 (4) + 00:01,73 | 04:33,99 (4) + 00:03,10 | 07:00,61 (3) + 00:07,72 | 09:17,25 + 00:10,54 | 500m: 02:16,63 |
| BEŁKA - SIEMION ANETA (63TI) | | | | | | | |
| 5 | 3 |  AZS AWF Poznań KUBIK Szymon 08 (11150) | 02:11,76 (2) + 00:01,12 | 04:36,80 (5) + 00:05,91 | 07:02,88 (6) + 00:10,00 | 09:19,63 + 00:12,92 | 500m: 02:16,74 02:26,08 |
| MIKOŁAJCZAK SZYMON (253T) | | | | | | | |
| 6 | 4 |  Lotto Bydgoscia ŁOCHOWICZ Wiktor 08 (11751) | 02:13,11 (5) + 00:02,47 | 04:37,08 (6) + 00:06,19 | 07:02,15 (5) + 00:09,26 | 09:21,58 + 00:14,87 | 500m: 02:19,42 |
| BEŁKA - SIEMION ANETA (63TI) | | | | | | | |
| 7 | 1 |  AZS AWFiS Gdańsk BORYSEWICZ Antoni 08 (11997) | 02:14,33 (7) + 00:03,69 | 04:44,51 (7) + 00:13,62 | 07:13,25 (7) + 00:20,36 | 09:35,65 + 00:28,94 | 500m: 02:22,39 |
| PETRYKOWSKI ANDRZEJ (45T) | | | | | | | |
| 8 | 2 |  MOS EtK LIWOCH Mateusz 08 (11122) | 02:17,23 (8) + 00:06,59 | 04:48,35 (8) + 00:17,46 | 07:19,44 (8) + 00:26,56 | 09:40,94 + 00:34,24 | 500m: 02:21,49 |

Progression:

Results delivered by fotofinish system.

Flags description:
DNF – did not finish; **DNS** – did not start; **DSQ** – disqualified; **EXC** – excluded; **OOC** – out of competition; **BUW** – boat under weight