









6 - 1xMJM  
 Race 145

**RESULTS**  
 jedynka juniorów młodszych  
 20.10.2024 | 15:45

**Final - F3A**  
 Series: 4

Place	Lane	Team	500 m	1000 m	1500 m	Finish	Qual
1	5	 <b>Posnania RBW Poznań</b> KAPUSTIAK Danyil 09 (11221)	02:05,53 (1) + 00:00,00	04:21,14 (1) + 00:00,00	06:33,70 (1) + 00:00,00	<b>08:41,22</b> + 00:00,00	500m: 02:15,61 500m: 02:12,55 500m: 02:07,51
HOFFMANN MACIEJ (95T)							
2	4	 <b>AZS Szczecin</b> KRÓL Tomasz 09 (11295)	02:07,47 (2) + 00:01,93	04:23,75 (2) + 00:02,60	06:36,87 (2) + 00:03,17	<b>08:43,94</b> + 00:02,72	500m: 02:16,28 500m: 02:13,12 500m: 02:07,06
KRÓL ROBERT (143TI)							
3	6	 <b>AZS Szczecin</b> DROSZCZAK Eryk 09 (11289)	02:08,26 (4) + 00:02,72	04:23,84 (3) + 00:02,69	06:37,82 (3) + 00:04,12	<b>08:44,92</b> + 00:03,69	500m: 02:15,58 500m: 02:13,97 500m: 02:07,09
KRÓL ROBERT (143TI)							
4	3	 <b>AZS AWFIS Gdańsk</b> MACIEJEWSKI Maksymilian 09 (11580)	02:08,24 (3) + 00:02,70	04:24,85 (4) + 00:03,70	06:37,87 (4) + 00:04,17	<b>08:45,64</b> + 00:04,41	500m: 02:16,61 500m: 02:13,01 500m: 02:07,76
PETRYKOWSKI ANDRZEJ (45T) HIŃCZA ŁUKASZ (229T)							
5	8	 <b>Unia Tczew</b> LESIŃSKI Karol 09 (11248)	02:09,52 (5) + 00:03,98	04:31,25 (7) + 00:10,10	06:51,61 (7) + 00:17,91	<b>08:57,25</b> + 00:16,02	500m: 02:21,72 500m: 02:20,36 500m: 02:05,63
GRUBICH MARIUSZ, PIOTR (170T)							
6	2	 <b>Gedania Gdańsk</b> PARAMIENKO Mykhailo 09 (12004)	02:10,23 (7) + 00:04,69	04:27,28 (5) + 00:06,13	06:45,92 (5) + 00:12,22	<b>09:02,18</b> + 00:20,95	500m: 02:17,05 500m: 02:18,63 500m: 02:16,25
ŁASICKI MACIEJ (98TI) RYCHERT MARTA (249T)							
7	7	 <b>UKS Bekawianka</b> KOPIETZ Stanisław 09 (11527)	02:09,97 (6) + 00:04,43	04:29,27 (6) + 00:08,12	06:50,34 (6) + 00:16,64	<b>09:04,90</b> + 00:23,67	500m: 02:19,29 500m: 02:21,07 500m: 02:14,55
ZIELENIĘWSKA AGATA (248T)							
8	1	 <b>AZS AWF Kraków</b> ŻUREK Tymoteusz 09 (11620)	02:11,34 (8) + 00:05,80	04:32,05 (8) + 00:10,90	06:54,50 (8) + 00:20,80	<b>09:07,95</b> + 00:26,73	500m: 02:20,71 500m: 02:22,44 500m: 02:13,44
WYDRYCH PAULA (245T)							

**Progression:**

Results delivered by fotofinish system.

**Flags description:**
**DNF** – did not finish; **DNS** – did not start; **DSO** – disqualified; **EXC** – excluded; **OOC** – out of competition; **BUW** – boat under weight