

3 - 2-MJ/MJM

Race 140









RESULTS

dwójka bez sternika juniorów

26.04.2026 | 14:15

Final - F3C

Series: 4

Place	Lane	Team	500 m	1000 m	1500 m	Finish
1	4	 WIR Iława PANKOWSKI Hubert 10 (11906) PIETREWICZ Jakub 10 (11905) PIERCZYŃSKI PAWEŁ (185T)	01:50,26 (1) + 00:00,00	03:44,14 (1) + 00:00,00 500m: 01:53,88	05:37,81 (1) + 00:00,00 500m: 01:53,67	07:29,95 + 00:00,00 500m: 01:52,13
2	5	 KS Poznań ROGOZIEWICZ Paweł 09 (11656) MICZYŃSKI Mikołaj 08 (11653) HOFFMANN MACIEJ (95T)	01:51,49 (2) + 00:01,23	03:44,43 (2) + 00:00,28 500m: 01:52,93	05:39,63 (2) + 00:01,81 500m: 01:55,20	07:34,65 + 00:04,69 500m: 01:55,01
3	2	 KW PEGAZ Wrocław TITSKYI Bohdan 10 (11700) GDULA Tomasz 10 (13233) GANCARZ PIOTR (76TI)	01:52,97 (4) + 00:02,71	03:49,00 (4) + 00:04,85 500m: 01:56,02	05:45,86 (4) + 00:08,04 500m: 01:56,85	07:38,73 + 00:08,78 500m: 01:52,86
4	3	 AZS UMK Toruń WOJCIECHOWSKI Hubert 10 (12290) PAWLONKA Stanisław 10 (12940) ROBASZKIEWICZ AGNIESZKA (217T)	01:52,42 (3) + 00:02,16	03:47,96 (3) + 00:03,81 500m: 01:55,53	05:44,82 (3) + 00:07,00 500m: 01:56,86	07:40,56 + 00:10,61 500m: 01:55,73
5	6	 WTW Włocławek KAPOLIŃSKI Szymon 10 (13145) GRZYWIŃSKI Bartosz 11 (12297) BARANOWSKI MIŁOSZ (257T)	01:58,72 (7) + 00:08,46	03:54,78 (6) + 00:10,63 500m: 01:56,05	05:50,24 (5) + 00:12,43 500m: 01:55,46	07:46,01 + 00:16,06 500m: 01:55,76
6	1	 KS Poznań FRĄCKOWIAK Jakub 10 (12313) WICIAK Franciszek 10 (12303) NIERADKA ŁUKASZ (205T)	01:53,75 (5) + 00:03,49	03:52,89 (5) + 00:08,75 500m: 01:59,14	05:54,60 (6) + 00:16,78 500m: 02:01,70	07:53,08 + 00:23,12 500m: 01:58,47
7	7	 AZS AWFis Gdańsk KUŚMIDER Kuba 11 (12108) MANIA Mateusz 10 (12018) HIŃCZA ŁUKASZ (229T) GÓRKA ADRIAN (271T)	01:57,43 (6) + 00:07,17	03:56,09 (7) + 00:11,95 500m: 01:58,66	05:56,40 (7) + 00:18,58 500m: 02:00,30	07:53,32 + 00:23,37 500m: 01:56,91
8	8	 PTW Płock NIEDZIELSKI Łukasz 10 (13127) KARASIEWICZ Szymon 10 (11881) SAŁKOWSKI PIOTR (111TI)	02:00,60 (8) + 00:10,34	03:57,43 (8) + 00:13,28 500m: 01:56,82	05:58,95 (8) + 00:21,13 500m: 02:01,52	07:54,24 + 00:24,29 500m: 01:55,28

Results delivered by fotofinish system.

Flags description:
DNF – did not finish; **DNS** – did not start; **DSQ** – disqualified; **EXC** – excluded; **OOC** – out of competition; **BUW** – boat under weight

Generated: 2026-04-26 15:23:44