



37 — JW2x

ROUND RESULTS
 U19 Women's Double Sculls

Semifinals

1-3 to Final A. Remaining crews to Final B.

Semifinal 1 Race 37 23.05.2026 | 14:30

Place	Lane	Team	500 m	1000 m	1500 m	Finish	Qual
1	3	AIN Individual Neutral Athletes (b) BUROVTSEVA Anastasiia (s) GRIGOREVA Aleksandra	01:47,85 (1) 00,00	03:37,76 (1) 01:49,91 00,00	05:28,62 (1) 01:50,86 00,00	07:20,32 (1) 01:51,69 00,00	FA
2	2	POL Poland (b) CHODULSKA Natalia (s) DOLNA Daria	01:49,58 (2) 01,73	03:41,92 (2) 01:52,34 04,16	05:36,12 (2) 01:54,20 07,50	07:27,66 (2) 01:51,53 07,34	FA
3	4	TUR Turkiye (b) KUMUK Derin (s) SEVINDIK Nil	01:51,70 (4) 03,85	03:44,44 (4) 01:52,74 06,68	05:37,54 (4) 01:53,10 08,92	07:28,17 (3) 01:50,62 07,85	FA
4	1	ITA Italy (b) DITTAMO Maria Lucrezia (s) SASSO Francesca	01:50,69 (3) 02,84	03:42,33 (3) 01:51,64 04,57	05:36,45 (3) 01:54,12 07,83	07:30,74 (4) 01:54,28 10,42	FB
5	5	SLO Slovenia (b) KSELA Ema (s) RAVNIKAR Mia	01:54,09 (5) 06,24	03:49,60 (5) 01:55,51 11,84	05:48,10 (5) 01:58,50 19,48	07:47,03 (5) 01:58,92 26,71	FB
6	6	NOR Norway (b) HANKEN Oline (s) HAUGE Vilja Magli Helland	01:55,06 (6) 07,21	03:52,58 (6) 01:57,52 14,82	05:53,90 (6) 02:01,32 25,28	07:52,10 (6) 01:58,19 31,78	FB

Semifinal 2 Race 38 23.05.2026 | 14:35

Place	Lane	Team	500 m	1000 m	1500 m	Finish	Qual
1	4	GRE Greece (b) ADAM Marina (s) NTANI Freideriki Amalia	01:47,86 (2) 00,89	03:38,61 (2) 01:50,75 00,74	05:33,10 (2) 01:54,49 00,57	07:22,66 (1) 01:49,55 00,00	FA
2	3	GER Germany (b) WOELK Kaya (s) AMORT Greta	01:46,97 (1) 00,00	03:37,87 (1) 01:50,90 00,00	05:32,53 (1) 01:54,66 00,00	07:23,01 (2) 01:50,47 00,35	FA

Flags: DNF – did not finish; DNS – did not start; DSQ – disqualified; EXC – excluded; OOC – out of competition; BUW – boat under weight

 Data available at: <https://worldrowing.com>
 Timing & data processing: **EVERSO**

Page 1 of 2

Generated: 23/05/2026, 17:49:53

Global Partners:



Local Partners:









37 — JW2x

ROUND RESULTS
 U19 Women's Double Sculls

Semifinals

1-3 to Final A. Remaining crews to Final B.

3	5	 FRA France	01:48,00 (4)	03:40,20 (4)	05:35,23 (3)	07:26,36 (3)	FA
		(b) GENTIN Heloise		01:52,20	01:55,03	01:51,12	
		(s) YVINEC LUZEIRO Camille	01,03	02,33	02,70	03,70	
4	1	 LTU Lithuania	01:47,95 (3)	03:40,06 (3)	05:35,67 (4)	07:26,52 (4)	FB
		(b) GLUSAUSKAITE Goda		01:52,11	01:55,61	01:50,84	
		(s) GLUSAUSKAITE Ema	00,98	02,19	03,14	03,86	
5	2	 IRL Ireland	01:50,26 (5)	03:43,28 (5)	05:37,77 (5)	07:28,06 (5)	FB
		(b) O FLYNN Holly		01:53,02	01:54,49	01:50,28	
		(s) NAGLE Gabriella	03,29	05,41	05,24	05,40	
6	6	 HUN Hungary	01:51,29 (6)	03:48,16 (6)	05:45,68 (6)	07:42,69 (6)	FB
		(b) SZOZI Kata		01:56,87	01:57,52	01:57,00	
		(s) STROCHMAYER Maja	04,32	10,29	13,15	20,03	

Flags: **DNF** – did not finish; **DNS** – did not start; **DSQ** – disqualified; **EXC** – excluded; **OOB** – out of competition; **BUW** – boat under weight

Data available at: <https://worldrowing.com>
 Timing & data processing: **EVERSO**

Page 2 of 2

Generated: 23/05/2026, 17:49:53

Global Partners:



Local Partners:

